

ONLINE CONSENT MANAGEMENT & MONITORING SYSTEM

Industry User Manual



REGISTER INDUSTRY

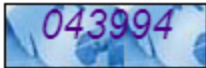
- Open OCMMS Home Page.(www.krocmmms.nic.in/KSPCB)
- Select **New Industry Registration** button.
- Select the category from the Section 1
- Fill all the Mandatory fields and press **Submit** button

User Login

KSPCB Login Industry Login

User ID :

Password :

Captcha Code
 

New Industry Registration



Industries Establishment
 Residential Establishment
 Commercial Establishment
 House Boat

Hotels Establishment
 Offices Establishment
 Health Care Institution
 Diesel Generators

BMW Establishment

General Details

Industry Name * : (Do not use !@#%&*)

Address(P.B No./Plot No./Street Name./Road/Land Mark) * :

Pin Code * :

District * : Regional Office Areas For Ernakulam(Click to view)

Taluk * :

Village * :

Survey No. * :

Address of Registered Office/Administrative Office : Same as Industry Address yes no

Category * :

Industry Type * :

Industry Status :

Commissioning Month And Year * : e.g. 2002

Industry Registration/License No. :

Cost of Land (Rs in Lakhs) * : 0 lakh

Cost of Building (Rs in Lakhs) * : 0 lakh

Cost of Plant & Machinery (Rs in Lakhs) * : 0 lakh

Gross Fixed Capital Investment including cost of Land, Building, Plant & Machinery without Depreciation * : (Rs in Lakhs)

Scale of Industry * :

Management :

Phone Number * : (std code and phone no)

Fax No. With Code : (fax code and fax no)

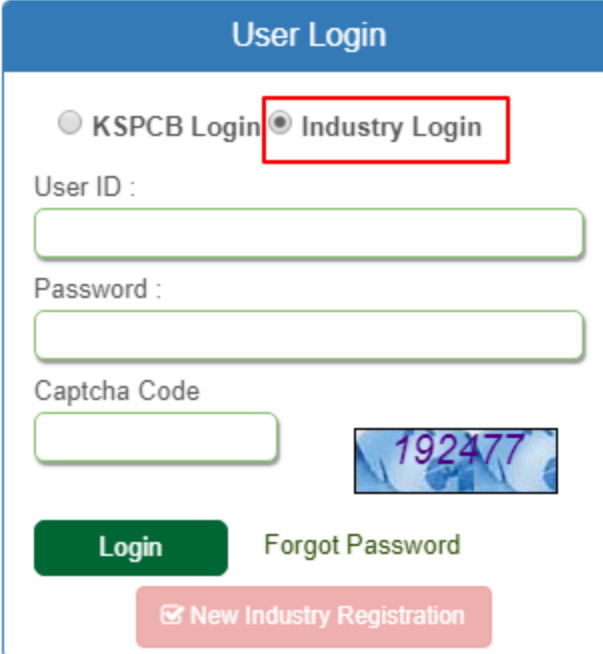
e-mail Address * : (e.g. info@abc.com)

Whether Cess Paying : NO YES



LOGIN PROCESS

- USER ID and OTP will be generated at the time of registration
- Select Industry Login Radio Button
- Enter User Id, Password and Captcha code and click on Login.




The image shows a 'User Login' form with a blue header. It contains two radio buttons: 'KSPCB Login' and 'Industry Login', with the latter selected and highlighted by a red box. Below are input fields for 'User ID', 'Password', and 'Captcha Code'. A captcha image showing the number '192477' is displayed to the right of the captcha input field. At the bottom, there is a green 'Login' button, a 'Forgot Password' link, and a red 'New Industry Registration' button with a checkmark icon.

User Login

KSPCB Login Industry Login

User ID :

Password :

Captcha Code
 

[Forgot Password](#)



INDUSTRY HOME SCREEN

- Industry profile activities
 1. Apply for consent / Authorization
 2. Edit User Profile
 3. Calculate annual fees
 4. Submit Reports
 5. View Inspection reports/download certificates/upload reports/user manual etc

Home Consent Management Laboratory Management Waste Management CESS Management Knowledge Base Inspection Management Logout

- ▶ Apply For Consent **1**
- ▶ Change Password **2**
- ▶ Delete Application **3**
- ▶ Fee Calculator **4**
- ▶ Submit Reports **0** **5**
- ▶ Industry Profile **6**

Send us your **feedback and suggestions**

click here for any kind **complaints or query**

In-progress Application **Completed Application**

Application No	Application Date	Industry Name	Application Type	Certificate For
List Is Empty				

Welcome test Date : 9-11-2018



HOW TO APPLY FOR CONSENT

- Select **Apply for Consent** link from sidebar
- Fill all the mandatory fields and click next button

Apply For Consent

Change Password

Delete Application

Fee Calculator

Submit Reports 0

Industry Profile

Send us your **feedback and suggestions**

click here for any kind **complaints or query**



Industry	Occupier	Other	Fee	Product/Power	Air Emission	W Comp./Disch.	SWM
Documents							
General Details							
Industry Name*:	KSPCB TEST ble ICO (industry name max 250 char)						
Industry Address(P.B No./Plot No./Street Name./Road/Land Mark.)*:	TEST ICO (address where industry is established)						
District*:	Demo Dst						
Taluk*:	Previous selected taluk:- ABC1						
Pin Code:	123456 (pin of address locality)						
Village*:	mylom						
Survey No. *:	123456						
Address of Registered Office/Administrative Office	Same as Industry Address <input checked="" type="radio"/> yes <input type="radio"/> no						
Pin Code*:							
District*:							
Category:	GREEN (category e.g. red/orange/green)						
IndustryType*:	Previous selected Industry Type:- 22-Glue from starch (physical mixing) with gas / electrically operated oven /boiler.						
Other Industry Type Detail :	(maximum 250 characters)						
Status:	Operational (e.g. operational/proposed/closed)						
Commissioning Month And Year :	Jan 2000 e.g. 2002						
Registration/License No.:	(reg/license no of industry)						
Cost of Land (Rs in Lakhs) *:	1						
Cost of Building (Rs in Lakhs) *:	1						
Cost of Plant & Machinery (Rs in Lakhs) *:	0						
Gross Fixed Capital Investment including cost of Land, Building, Plant & Machinery without Depreciation*:	2.00 (Rs in Lakhs)						
Scale of Industry *:	Small						
Management :	Individual Previous selected Management:- Individual						
Phone No. with code :	0471 0000000 (std code and phone no)						
Fax No. with code ::	(fax code and fax no)						
e-mail Address:	pcbitcell@gmail.com (e.g. info@abc.com)						

Do You Want To Save The Application as Completed In Progress

Submit

Apply For Consent

Consent Type*:

Application For*:

Do you have Environmental clearance: Please Select

Next

HOW TO APPLY FOR AUTO RENEWAL

- Select **Apply for Consent** link from sidebar then select **Auto renewal** radio button
- Fill all the mandatory fields and click next button

Apply For Consent

Change Password

Delete Application


Fee Calculator

Submit Reports 0

Industry Profile

Send us your **feedback and suggestions**

click here for any kind **complaints or query**



Industry	Occupier	Other	Fee	Product/Power	Air Emission	W Comp./Disch.	SWM
Documents							
General Details							
Industry Name*:	KSPCB TEST ble ICO (industry name max 250 char)						
Industry Address(P.B No./Plot No./Street Name./Road/Land Mark.)*:	TEST ICO (address where industry is established)						
District*:	Demo Dst						
Taluk*:	Previous selected taluk:- ABC1						
Pin Code:	123456 (pin of address locality)						
Village*:	mylom						
Survey No. *:	123456						
Address of Registered Office/Administrative Office	Same as Industry Address <input checked="" type="radio"/> yes <input type="radio"/> no						
Pin Code*:							
District*:							
Category:	GREEN (category e.g. red/orange/green)						
IndustryType*:	Previous selected Industry Type:- 22-Glue from starch (physical mixing) with gas / electrically operated oven /boiler.						
Other Industry Type Detail :	(maximum 250 characters)						
Status:	Operational (e.g. operational/proposed/closed)						
Commissioning Month And Year :	Jan 2000 e.g. 2002						
Registration/License No.:	(reg/license no of industry)						
Cost of Land (Rs in Lakhs) *:	1						
Cost of Building (Rs in Lakhs) *:	1						
Cost of Plant & Machinery (Rs in Lakhs) *:	0						
Gross Fixed Capital Investment including cost of Land, Building, Plant & Machinery without Depreciation*:	2.00 (Rs in Lakhs)						
Scale of Industry *:	Small						
Management :	Individual Previous selected Management:- Individual						
Phone No. with code :	0471 0000000 (std code and phone no)						
Fax No. with code ::	(fax code and fax no)						
e-mail Address:	pcbitcell@gmail.com (e.g. info@abc.com)						

Do You Want To Save The Application as Completed In Progress

Submit

Apply For Consent

Consent Type*:

Application For*:

Do you have Environmental clearance: Please Select

Next

AUTO RENEWAL PROCEDURE

- Previous consent certificate.
- Self certification
- Affidavit in INR 200 stamp paper or chartered accountant's certificate as evidence on gross fixed capital investment. (The gross fixed capital investment shall include the cost of land, buildings, plant, machinery, etc. without depreciation upto the date of application. If the land is on lease 5 times of the annual lease amount shall be taken as cost of land.) Registered lease agreement shall be attached.
- Layout plan showing location of effluent treatment plant, outlets and emission sources, in A3/A4 size.
- Process flow diagram and proposal for effluent treatment plant with design details.
- Details of water and air pollution control measures.
- Details of solid waste management (HW, BMW etc)
- Copy of land tax receipt and/or Possession Certificate.
- Analysis reports of effluent and emissions and sound level monitoring report.



HOW TO APPLY AUTHORIZATION

- Select **Waste Management** then click **Apply Authorizatin** link from sidebar
- Fill all the mandatory fields and click Save button

Home Consent Management Laboratory Management **Waste Management** CESS Management Knowledge Base Inspection Management Logout

↓

- ▶ **Apply Authorization**
- ▶ Waste Management Authorization Applications
- ▶ Delete InProgress Applications

↓

General Details Bio-Medical Waste Generation Details Bio-Medical Waste Management Details

BMW Treatment Equipments details Fee Documents

BMW-General Details	
Whether your HCF/CBMWTF generates/handles Bio-Medical Wastes	YES
BMW Authorization now Applied For * :	<input checked="" type="radio"/> Fresh <input type="radio"/> Renewal
Activity for which Authorization is required for*:	
<input type="checkbox"/> Generation, segregation <input type="checkbox"/> Collection <input type="checkbox"/> Storage <input type="checkbox"/> Packaging <input type="checkbox"/> Reception	
<input type="checkbox"/> Transportation <input type="checkbox"/> Treatment or processing or conversion <input type="checkbox"/> Recycling <input type="checkbox"/> Disposal or destruction use	
<input type="checkbox"/> Offering for sale, transfer <input type="checkbox"/> Any other form of Handling	

Fields marked * are mandatory

Do you want to save the application as Completed Inprogress

Save

PROCEDURE FOR FEES PAYMENT

- Fee shall be remitted through the online fee payment option available in OCMMS using credit card/debit card/ net banking/ NEFT/RTGS.

TIME LINE FOR COMPLETING THE PROCESS

- Minimum 30 days and upto a maximum of 120days from the date of submission of completed application. The date on which the application is made complete in all respect will only be counted as the date of submission of completed application.

TIME LINE FOR COMPLETING AUTO RENEWAL APPLICATION

1. One week from the date of submission of completed application is the maximum time. The date on which the application is made complete in all respect will only be counted as the date of submission of completed application.
2. Industry will get provisionally renewed certificate with six months validity from the date of issue.
3. During this time period consent renewal process on the submitted application will be complete from Board.



CHECKING OF APPLICATION STATUS

- Available in the website of the URL - <http://krocmms.nic.in> Industry shall log in to the user account and check status in the Completed Applications tab.

DOWNLOADING DIGITALLY SIGNED CONSENT/AUTHORISATION CERTIFICATES

- Industry shall login to the user account, open the Application No in the completed tab and download from the link "[View uploaded certificate](#)"

KEY CONTACT PERSON FROM DEPARTMENT

- Concerned District Officer – details available in Board's website <http://www.keralapcb.nic.in/>



Thank You

